

Looking ahead,  
going beyond expectations  
*Ahead > Beyond*



## In-line and circulator electric pump

Product Catalogue







[www.ebara-europe.com](http://www.ebara-europe.com)

Looking ahead,  
going beyond expectations  
*Ahead*  *Beyond*

# Cutting-edge technology at your service


Our range of in-line and circulator electric pumps offers a **wide range** of products suitable for the most disparate uses in HVAC, i.e. circulation systems for heating, ventilation and air conditioning.

These pumps can be used by a small floor heating system and by a large installation for hospitals or high-rise buildings, both in the primary circuits and in the secondary rings for hot or cold water distribution. This means that our range offers a **wide range of solutions**, suitable for different applications, in terms of materials, technical characteristics and performance.

The EBARA range offers **different product variants** : with ventilated motor or wet rotor motor, cast iron, bronze or stainless steel, with the possibility of installing the inverter to guarantee maximum efficiency levels.



**HIGH  
PERFORMANCE**




**VERSATILITY**



**EFFICIENCY**



**RELIABILITY**





# The response to your every requirement

Multiple applications in heating, conditioning, cooling or air treatment systems. Applications where it is necessary to circulate a fluid to allow heat exchange; EBARA pumps **meet these needs to the fullest.**

Whether it is clean water or mixed with glycol, whether it is cold water at -10°C or over 110°C, for every application there is a product that can satisfy the most challenging of requirements.

This is possible thanks to the different products of the wide range, composed of two large "families": the **circulators** and the **in-line pumps**.

Circulators are pumps with permanent magnet motors and with a wet rotor that is suitable, as the name implies, to circulate fluid. They are fitted with integrated inverter to improve their **efficiency** and **versatility**, and are available in bronze versions to be used in domestic water applications.

The in-line pumps, which, as the name suggests, have suction and delivery on the same axis, are equipped with high efficiency ventilated motors, for large flow rates and large systems, also available in the AISI 304 version for domestic applications.

On primary circuits that have the task of placing water into circulation throughout the building, or on secondary ones that allow for zoned distribution, in any situation there is an EBARA circulation pump that fully performs its task, with **efficiency**, **reliability** and **versatility**.

A **complete range**, containing **every essential**.

# High speed for saving

Efficiency. Energy savings.

Over the past few years these are the goals that everyone is focussing on. And it is precisely in this perspective of energy efficiency that, more and more frequently, in applications with circulators and in-line pumps, frequency variators and remote control systems are being used to optimise the operation of electric pumps. Not only that, also to increase the comfort of the system.

In fact, through the electronic control and the use of inverters, the reliability and efficiency of the pump reach maximum levels and, at the same time, the operation and protection of the system are optimised, reducing, for example, noise and vibrations related to the abrupt opening of thermostatic valves.

EBARA offers a range of specific products for this range, such as E-SPD inverters or systems that can communicate via Modbus, digital/analog inputs and digital outputs.

This ensures remote control and communication with the most advanced home automation systems.

And efficiency and energy savings are a reality.





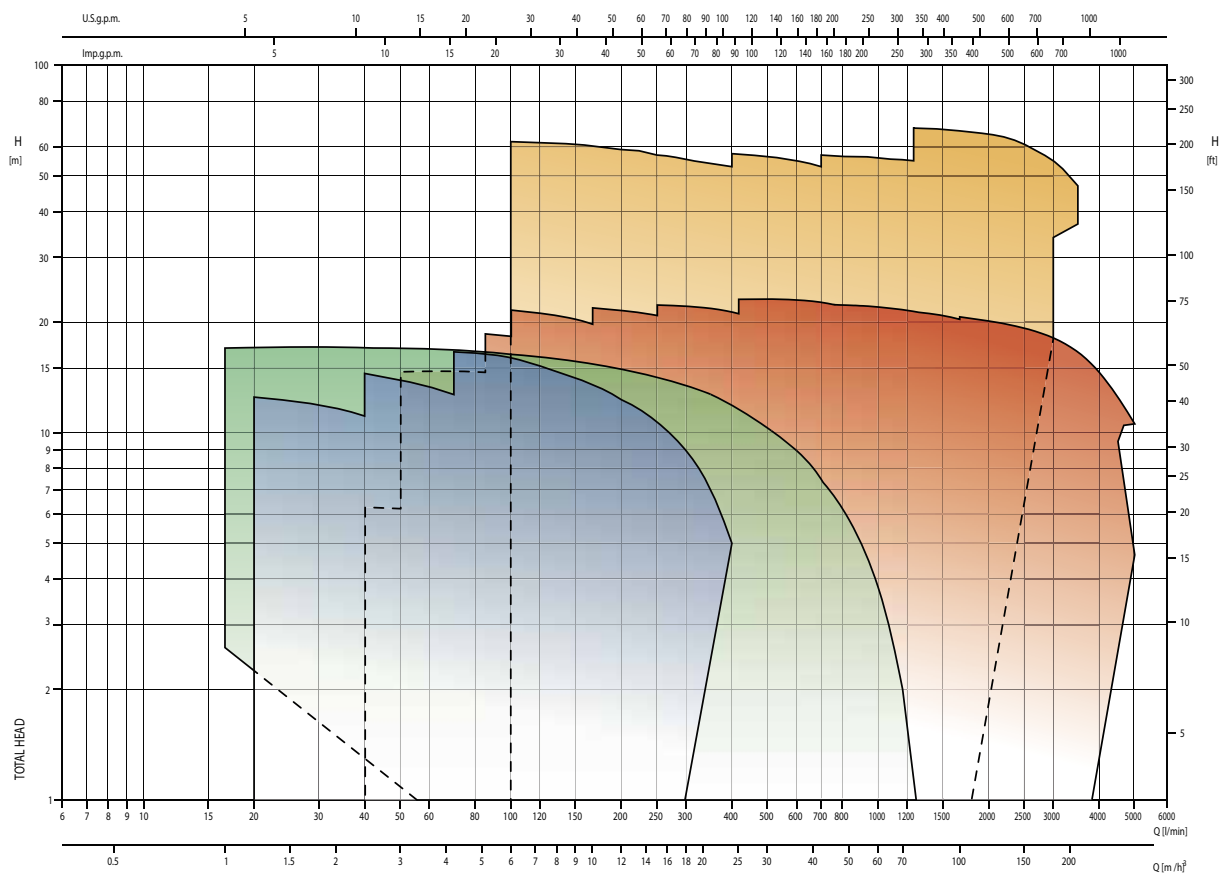
# Sectors and Areas of Application

Small-scale systems, serving one or two apartments, but also central heating and centralised plants of medium or large size, serving condominiums, skyscrapers or hospitals. EBARA offers a range of products that covers small as well as large requirements.

- Small **heating** systems
- **Floor** heating systems
- **Centralised** and **collective** systems
- **Thermal power** stations serving buildings
- **Chillers, hydronic groups** or air conditioning systems
- **Air treatment** units
- **Recirculation** systems both on **primary** and **secondary** circuits, also in the presence of thermostatic valves
- Water **circulation** and distribution systems
- **Solar** systems
- **Domestic hot water** systems



# Field of application



Ego

LPS

LPC - LPCD

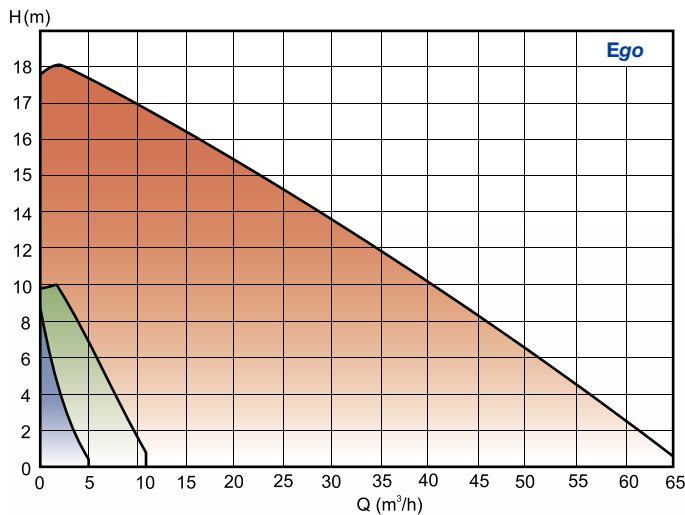
LPC4 - LPCD4



# High efficiency circulators

	Type	Technical data
<b>Ego 2 (tech)</b> 	Single circulators cast iron with threaded connections, impeller in tecnopolimer and a new display for better management and visualisation of operating parameters, ideal for small systems.	<ul style="list-style-type: none"> <li>• Total head 0.7 ÷ 7.2 m</li> <li>• Capacity 0.6 ÷ 3.6 m<sup>3</sup>/h</li> <li>• Liquid temperature: -10°C ÷ +110°C</li> <li>• Ambient temperature: 0 ÷ +40°C</li> <li>• Maximum pressure: 10 bar</li> <li>• Maximum percentage of glycol: 30%</li> </ul>
<b>Ego T</b> 	Twin circulators cast iron with threaded connections, impeller in tecnopolimer, ideal for small systems.	<ul style="list-style-type: none"> <li>• Total head 0,7 ÷ 7 m</li> <li>• Capacity 0,6 ÷ 3,6 m<sup>3</sup>/h</li> <li>• Liquid temperature: -10°C ÷ +110°C</li> <li>• Ambient temperature: 0 ÷ +40°C</li> <li>• Maximum pressure: 10 bar</li> <li>• Maximum percentage of glycol: 20%</li> </ul>
<b>Ego easy</b> 	Single and twin circulators in cast iron with threaded or flanged connections, impeller in tecnopolimer, ideal for medium-sized centralised and collective systems.	<ul style="list-style-type: none"> <li>• Total head: 0.2 ÷ 11 m</li> <li>• Capacity: 1.2 ÷ 10.8 m<sup>3</sup>/h</li> <li>• Liquid temperature: -10°C ÷ +110°C</li> <li>• Ambient temperature: 0 ÷ +40°C</li> <li>• Maximum pressure: 10 bar</li> <li>• Maximum percentage of glycol: 20%</li> </ul>
<b>Ego slim</b> 	Single and twin circulators in cast iron with flanged connections, impeller in tecnopolimer, ideal for thermal plants, for large centralised and collective systems, characterised by a low weight and a more compact design.	<ul style="list-style-type: none"> <li>• Total head: 0.3 ÷ 18.2 m</li> <li>• Capacity: 6 ÷ 72 m<sup>3</sup>/h</li> <li>• Liquid temperature: -10°C ÷ +110°C</li> <li>• Ambient temperature: 0 ÷ +40°C</li> <li>• Maximum pressure: 10 bar</li> <li>• Maximum percentage of glycol: 20%</li> </ul>
<b>Ego B</b> 	Single and twin circulators in bronze with flanged or threaded, impeller in tecnopolimer or stainless steel, ideal for domestic hot water purposes.	<ul style="list-style-type: none"> <li>• Total head: 0.1 ÷ 11 m</li> <li>• Capacity: 0.6 ÷ 48 m<sup>3</sup>/h</li> <li>• Liquid temperature: +5°C ÷ +65°C</li> <li>• Ambient temperature: 0 ÷ +40°C</li> <li>• Maximum pressure: 10 bar</li> </ul>
<b>MR B</b> 	Wet rotor circulation pumps, not driven by inverter, bronze body with threaded or flanged connections, polyamide impeller, used for domestic hot water installations	<ul style="list-style-type: none"> <li>• Total head: 1 ÷ 12 m</li> <li>• Capacity: 0.5 ÷ 45 m<sup>3</sup>/h</li> <li>• Liquid temperature: +5°C ÷ +65°C</li> <li>• Ambient temperature: -10 ÷ +40°C</li> <li>• Maximum pressure: 10 bar</li> </ul>

Choosing the right product is essential: it means responding effectively to the demands of the system. A wide operating range ensures being able to find the right product. The various models of EBARA circulators and their operating range fully meet this requirement:



-  **Ego 2 (Tech), Ego T and Ego B**
-  **Ego easy (B)**
-  **Ego slim (B)**

**Sleeve**

one extruded piece, without welding points, to ensure its reliability and constructive strength

**Remote control**

through the communication module C (standard in the twin versions) there is the possibility of control via Modbus, digital/analog inputs and digital outputs. They ensure remote control and communication with the most advanced home automation systems



**Display**



clear, intuitive and standardised with the other models in the range to make it a product that is easily recognisable and easy to use

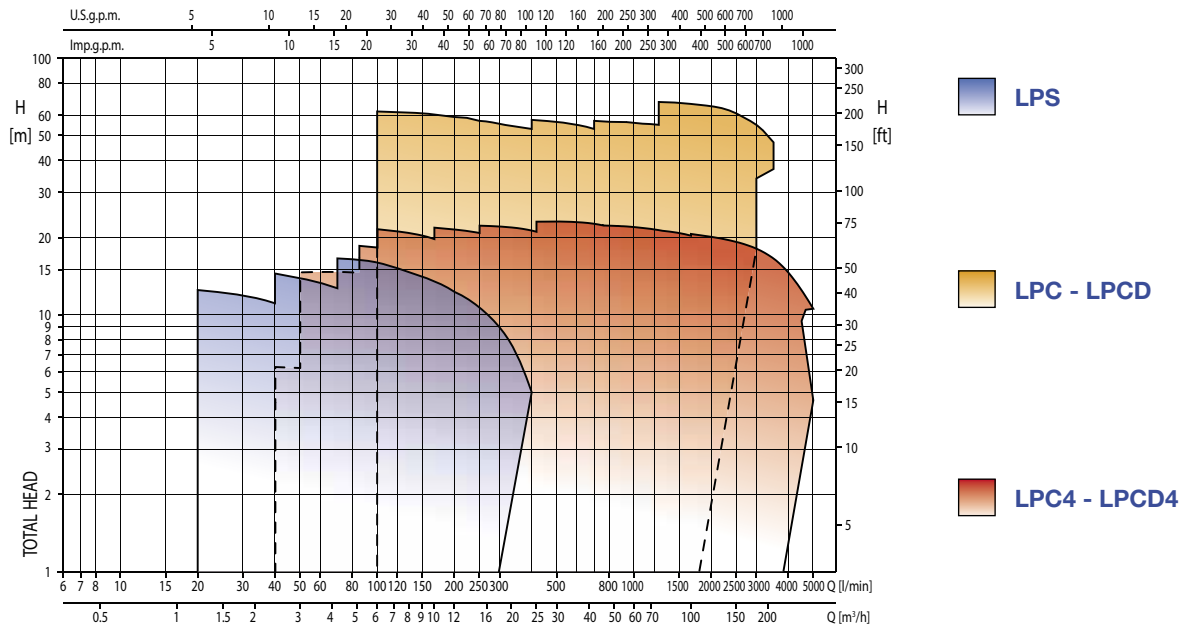
- Four operating modes are available, including the auto-adaptive one
- Operation in night mode, to further minimise consumption

**Motor**

with permanent magnets to ensure high efficiency as well as the start-up ignition

# In-line electric pumps

	Type	Technical data
<p><b>LPC LPCD</b></p> 	<p>In-line centrifugal pumps with cast iron hydraulics and ventilated motor, suitable for circulation systems and available with 2 or 4 pole motor. Used to pump both hot and chilled water depending on the application, in civil and industrial installations. Available in both single (LPC) and twin (LPCD) versions.</p>	<ul style="list-style-type: none"> <li>• Total head from 1.2 to 62 m</li> <li>• Capacity from 1.8 to 300 m<sup>3</sup>/h</li> <li>• Hydraulic efficiency index MEI &gt; 0.4</li> <li>• IE3 high efficiency motors starting from 0.75 kW</li> <li>• Mechanical seal: SiC/Carbon/EPDM</li> <li>• Shaft in AISI 420</li> <li>• Liquid temperature: from -10°C to +50°C for LPC 32-100 from -10°C to +110°C for the rest</li> <li>• Flange PN6 (for LPC 32-100 and LPC 40-100) or PN10</li> <li>• IP55 protection degree</li> </ul>
<p><b>LPS</b></p> 	<p>In-line centrifugal pumps with pump body, impeller and seal holder disc in AISI 304 stainless steel, with ventilated 2-pole motor. Suitable for circulation systems, they are used to pump both hot water for domestic hot water and heating systems, and chilled water for air conditioning and cooling, both in civil and industrial systems.</p>	<ul style="list-style-type: none"> <li>• Total head from 2.4 to 19.8 m</li> <li>• Capacity from 1.2 to 24 m<sup>3</sup>/h</li> <li>• Hydraulic efficiency index MEI &gt; 0.4 only for models up to 0,25kW</li> <li>• IE3 high efficiency motors starting from 0.75 kW</li> <li>• Shaft in AISI 303</li> <li>• Mechanical seal: Ceramic/Carbon/NBRH</li> <li>• Liquid temperature: from -10°C to +100°C</li> <li>• IP55 protection degree</li> </ul>



The **in-line centrifugal pumps**, both in the steel and cast iron version, for applications related to circulation with **certain advantages**. Their constructive configuration with suction and discharge on the same axis allows **easy** and **simple** installation and optimises their positioning.

In fact, both in cases of new systems and for inclusion within existing plants, an **“in line”** insertion is permitted with the distribution pipes.

In the case of smaller electric pumps, it also allows a **suspended** installation without base or support. In addition, the possibility of choosing twin pumps gives the applications in which they are inserted **greater reliability** (possibility of having a back-up electric pump to the other one) or the possibility of **expanding the flow range** by making both work.



# LPC(4) - LPCD(4)

In-line centrifugal pumps with cast iron hydraulics and ventilated motor, suitable for circulation systems and available with 2 or 4 pole motor. Used to pump both hot water and chilled water depending on the application, in civil and industrial systems. Available in both single (LPC) and twin (LPCD) versions.



## RESISTANCE

hydraulics built from a single piece of cast iron



## STANDARDISED

the motor support is a rigid coupling and offers the possibility of using standard motors



## EFFICIENCY

a product that guarantees high overall efficiency, thanks to the design and construction of the hydraulics (MEI > 0.4) and class of combined motor (IE3 of 0.75 kW)



## VERSATILE

a versatile product, suitable for pumping hot and refrigerated water, even in the presence of ethylene



## SOFT START and SOFT STOP

it ensures starting and stopping controlled by the motor, increasing reliability and efficiency



## PROTECTION

It offers a multitude of standard controls, which protect the entire electric pump system: protection against dry running, overcurrent, overvoltage, undervoltage,  $P_{max}$  protection,  $P_{min}$  protection, etc.



## Technical data

- Total head from 1.2 to 62 m
- Capacity from 1.8 to 300 m<sup>3</sup>/h
- Hydraulic efficiency index MEI > 0.4
- IE3 high efficiency motors starting from 0.75 kW
- Mechanical seal: SiC/Carbon/EPDM
- Shaft in AISI 420
- Liquid temperature: from -10°C to +50°C for LPC 32-100 and from -10°C to +110°C for the rest
- Flanges: PN 6 (for LPC 32-100 and LPC 40-100)  
PN 10 for the rest of the range
- IP55 protection degree



# LPS

In-line centrifugal pumps with pump body, impeller and seal holder disc in AISI 304 with ventilated 2-pole motor. Suitable for circulation systems, they are used to pump both hot water for domestic hot water and heating systems, and chilled water for air conditioning and cooling, both in civil and industrial systems.



## EFFICIENCY

a product that guarantees high overall efficiency, thanks to the design and construction of the hydraulics (MEI>0.4)\* and class of combined motor (IE3 of 0.75 kW)



## PROTECTION

built-in automatic reset thermal protection for single-phase models



## RESISTANCE

fully AISI 304 hydraulics, for maximum reliability



## Technical data

- Total head from 2.4 to 19.8 m
- Capacity from 1.2 to 24 m<sup>3</sup>/h
- Hydraulic efficiency index MEI > 0.4\* (LPS 32/40, 40/40, 40/75, 50/40, 50/75 and 50/150 and sold only on the non-EU market)
- IE3 high efficiency motors starting from 0.75 kW
- Shaft in AISI 303
- Mechanical seal: Ceramic/Carbon/NBR
- Liquid temperature: from -10°C to +100°C
- IP55 protection degree

# A driver for your system

Pressure or temperature variations, as well as the variation in the demand for water itself, are situations that commonly occur in water systems, whether they are civil pressurisation systems or related to irrigation or industrial uses.

Responding promptly to these variations by linking the operation of the pump to these events means **improving the efficiency** and **reliability** of the entire system.

## E-SPD

E-SPD is the new inverter introduced by EBARA, with air cooling, to be installed directly on terminal box of the EBARA motors, it has all the characteristics to satisfy all customer needs.



**Easy:** E-SPD is easy and intuitive, with terminal box mounting and easy connection, along with the easy to use start up wizard to save time.



**Flexibility:** E-SPD can be adapted to EBARA centrifugal pumps including both horizontal and vertical



**Versatility:** E-SPD can be either mounted directly on the terminal box of ETM or EBARA branded motors, or wall mounted with the optional wall bracket



**Visibility:** E-SPD has a large LCD display that can indicate important performance data, system parameters and alarm notifications.



**Safety:** E-SPD provides both protection for the motor and the pump preventing common problems like overcurrent, overheating, voltage protection, dry running and water leaks.



**Connectivity:** E-SPD can offer multiple connections with 2 digital inputs and outputs as standard, along with 1 analogue input and dedicated communication port for linking up to 8 inverters for multiple pump systems.

# EZ-finder, more than just a simple selector

**EZ-finder**, a way to look for a model of electric pump?? **Much more.**

It is the ultimate tool to find and select the right product for your needs.

Thanks to the logic of the selector, it is possible to search for a product in **various ways**: according to the duty point, by entering the model name or by selecting the application type. **Simple**, the right product in seconds.

EZ-finder is the **ideal tool** available to the installer, the designer or the engineer.

Discover it at the link <https://ezfinder.ebara.com>



# Everything that you need just a click away

visit our website [www.ebaraeurope.com](http://www.ebaraeurope.com)



## Data book

Complete technical documentation to be consulted to obtain all the data related to the pumps



## Instruction manual

The manual with all the information needed for correct installation of our pumps



## Kensaku

a system for the selection of spare parts



## Ez-finder

The correct pump selection software for every need  
<https://ezfinder.ebara.com>



## Service

A team of professionals at your disposal to advise you in your choice of pump and to offer post sale assistance

# EBARA sales network

## EUROPE

**EBARA Pumps Europe S.p.A.**  
Via Torri di Confine 2/1 int. C  
36053 Gambellara (Vicenza), Italia  
Phone +39 0444 706811  
Fax +39 0444 405811  
www.ebaraeurope.com

Italian Sales (for order only):  
e-mail: ordini@ebaraeurope.com

Export Sales (for order only):  
e-mail: exportsales@ebaraeurope.com

Technical Customer Service (TCS):  
e-mail: tcs@ebaraeurope.com  
Phone +39 0444 706869/902/923/833

**EBARA Pumps Europe S.p.A. GERMANY**  
Elisabeth-Selbert-Straße 2  
63110 Rodgau, Germany  
Phone +49 (0) 6106-660 99-0  
Fax +49 (0) 6106-660 99-45  
e-mail: info@ebara.de

**EBARA Pumps Europe S.p.A. UNITED KINGDOM**  
Unit A, Park 34  
Collett Way - Didcot  
Oxfordshire - OX11 7WB, United Kingdom  
Phone +44 1895 439027 - Fax +44 1235 815770  
e-mail: mktguk@ebaraeurope.com

**EBARA Pumps Europe S.p.A. FRANCE**  
122, Rue Pasteur  
69780 Toussieu, France  
Phone: +33 04 72 76 94 82  
Fax +33 08 05 10 10 71  
e-mail: mktgf@ebaraeurope.com

**EBARA POMPY POLSKA Sp. z o.o.**  
ul. Działkowa 115 A  
02-234 Warszawa, Poland  
Phone +48 22 3909920  
Fax +48 22 3909929  
e-mail: mktgpl@ebaraeurope.com

**EBARA Pumps RUS Ltd.**  
Prospekt Andropov 18, building 7, floor 11  
115432 Moscow  
Phone +7 499 6830133  
e-mail: mktgrus@ebaraeurope.com

**EBARA PUMPS IBERIA, S.A.**  
Polígono Ind. La Estación  
C/Cormoranes 6-8  
28320 Pinto (Madrid), Spain  
Phone +34 916.923.630  
Fax +34 916.910.818  
e-mail: marketing@ebara.es

## MIDDLE EAST

**EBARA Pumps Middle East FZE**  
P.O. BOX 61383  
Jebel Ali, Dubai, UAE  
Phone +971 4 8838889  
Fax +971 4 8835307  
e-mail: info@ebarame.ae

**EBARA PUMPS SAUDI ARABIA LLC**  
St. 98, Dammam Second Industrial City, P.O.Box. 9210,  
Dammam 34333, Kingdom of Saudi Arabia  
Phone 966-138022014

## ASIA & SOUTHEAST ASIA

**EBARA Corporation**  
11-1, Haneda Asahi-cho, Ohta-ku,  
Tokyo 144-8510, Japan  
Phone +81 3 3743-6111  
Fax +81 3 5736 3100  
www.ebara.co.jp

**EBARA Corporation Fujisawa plant**  
4-2-1, Hon-Fujisawa, Fujisawa-shi.  
Kanagawa 251-8502, Japan  
Phone +81-466-83-8111  
Fax +81-466-81-2164

**EBARA Machinery (CHINA) CO., Ltd.**  
Room No.303, Beijing Fortune Plaza,  
No.7 Dongsanhuan Zhong Road, Chaoyang District  
Beijing, 100020 P. R. China  
Phone 86-10-65309996  
Fax 86-10-6530-8968  
e-mail: emc@ebare.cn  
www.ebara.cn

**EBARA Densan (Qingdao) Technology Co., Ltd.**  
No.88, Wangsha Road, Chengyang Qingdao,  
Shandong Province, P.R.China  
Phone 86-532-8965-3382  
Fax 86-532-8965-3379  
www.edq-ebara.com

**EBARA-Densan Taiwan Manufacturing Co., Ltd.**  
No.7, Nan-Yuen 2nd Road, Chung Li City,  
Tao Yuen Hsien, Taiwan  
Phone 886-3-451-5881  
Fax 886-3-452-7904  
www.ebara.com.tw

**EBARA Thailand Limited**  
3rd Floor Achme Build. 125 Phetchburi Road  
Tungphayathai, Rajtheve, Bangkok 10400, Thailand  
Phone 66-2-216-4935  
Fax 66-2-216-4937  
e-mail: info@ebara.co.th  
www.ebara.co.th/index.php/en/

**EBARA Fluid Machinery Korea Co., Ltd.**  
3rd Fl. Hyun-Seok Tower, 50,  
Seolleung-Ro 93-Gil, Gangnam-Gu  
Seoul, 135-513 Korea  
Phone 82 70 43621100  
Fax 82 70 82302030  
e-mail: nishikura.ryutaro@efmk-ebara.com

**EBARA Pumps Philippines, Inc.**  
Canlubang Industrial Estate,  
Cabuyao 4025, Laguna, Philippines  
Phone 0063-49-549-1806  
Fax 0063-49-549-1915  
e-mail: marketing@ebaraphilippines.com  
www.ebaraphilippines.com.ph

**P.T. EBARA Indonesia**  
Jl. Raya Jakarta - Bogor Km. 32  
Desa Curug, Cimanggis-Depok  
Jawa Barat, 16953 Indonesia  
Phone ( 62-21) 874 0852-53  
Fax ( 62-21) 874 0033  
e-mail: marketing@ebaraindonesia.com  
www.ebaraindonesia.com

**EBARA Pumps Malaysia Sdn. Bhd**  
6, Jalan TP3, UEP Subang Jaya Industrial Park,  
47620, Subang Jaya, Selangor, Malaysia.  
Phone 603-8023 6622  
Fax 603-8023 9355  
e-mail: sales@ebara.com.my  
www.ebara.com.my

**EBARA Engineering Singapore Pte. Ltd.**  
No 1, Tuas Link 2, Singapore 638550  
Phone 65-6862-3536  
Fax 65-6861-0589  
e-mail: stdpump@ebarnet.com.sg  
www.ebara.com.sg

**EBARA MACHINERY INDIA PRIVATE LIMITED**  
#133, 1st Floor, Velachery Main Road, Guindy,  
Chennai 600 032, India  
Phone 91-755-0089388

**EBARA Vietnam Pump Company Limited**  
Lai Cach Industrial Zone, Lai Cach Town,  
Cam Giang District,  
Hai Duong Province, Vietnam  
Tel 84-2203-850182  
Fax 84-2203-850180  
e-mail: info@evpc-vn.com  
www.ebarapump.com.vn/en/

## AMERICA

**EBARA PUMPS AMERICAS CORPORATION**  
1651 Cedar Line Drive  
Rockhill, South Carolina, 29730 U.S.A.  
Phone 803 327-5005  
Fax 803 327-5097  
e-mail: info@pumpsebara.com  
www.pumpsebara.com

**EBARA Bombas América do Sul Ltda**  
Rua Joaquim Marques de Figueiredo, 2-31,  
Distrito Industrial, CEP 17034-290, Bauru, SP, Brasil  
Phone +55 14 4009-0000  
Fax +55 14 4009-0044  
e-mail: assistencia@ebara.com.br  
www.ebara.com.br/ebara/pt/index.php

**EBARA Bombas Colombia S.A.S.**  
Autopista Medellín km 7 Celta Trade Park Bodega  
02 Lote 116 Funza. Republica de Colombia  
Phone 57-1-826-9865

## AFRICA

**EBARA PUMPS SOUTH AFRICA (PTY) LTD**  
26 Kyalami Boulevard, Kyalami Business Park,  
1684, Midrand, Gauteng  
South Africa  
Phone: +27 11 466 1844  
Fax: +27 11 466 1933

## OCEANIA

**EBARA Pumps Australia Pty. Ltd.**  
7, Holloway Drive  
Bayswater 3153 Victoria, Australia  
Phone 0061-3-97613033  
Fax 0061-3-97613044  
e-mail: berrett@ebara.com.au  
sales@ebara.com.au  
www.ebara.com.au/index.html



[www.ebara-europe.com](http://www.ebara-europe.com)

Looking ahead,  
going beyond expectations  
*Ahead > Beyond*





**EBARA Pumps Europe S.p.A.**

Via Torri di Confine 2/1 int. C  
36053 Gambellara (Vicenza), Italy  
Phone +39 0444 706811  
Fax +39 0444 405811  
ebara\_pumps@ebaraeurope.com  
www.ebaraeurope.com

**EBARA Corporation**

11-1, Haneda Asahi-cho, Ota-ku,  
Tokyo 144-8510  
Japan  
Phone +81 3 6275 7598  
Fax +81 3 5736 3193  
www.ebara.com

